

Lesson Plan

Description

Students will experiment with the theme of community as they combine sensory and visual information. Students will overcome creative blocks using drawing tools and techniques to depict a map of the details in an everyday experience.

LEVEL

Intermediate

AREAS OF STUDY

Community [Colored Pencils](#) [Social Studies](#)

COLLECTIONS

[Exploring my Community](#)



Lesson Objectives

- ✓ Students will sketch and brainstorm ideas based on sensory experiences within their community and everyday route.
- ✓ Students will develop ways to represent their everyday lives using multiple perspectives.
- ✓ Students will organize, draw, and label a sensory map that depicts a common personal experience.
- ✓ Students will demonstrate a variety of drawing skills.

Teaching Strategies

- Facilitate discussion on the small details that make up our everyday community/life experiences.
- Explain the power of visual storytelling.
- Lead discussion on sense and ways of depicting sensory information.
- Lead students through brainstorming tips.
- Provide feedback and support while students explore techniques.

Time Requirements

TEACHER PREP TIME

10 minutes

DEMONSTRATION TIME

15 minutes

STUDENT STUDIO TIME

2 hours

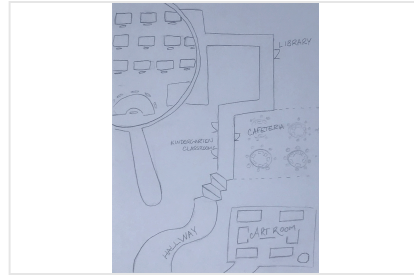
Supplies and Materials

- 12" x 18" drawing paper
- Pencil with eraser
- Rulers
- Colored pencils
- Markers
- Sketch paper

Steps

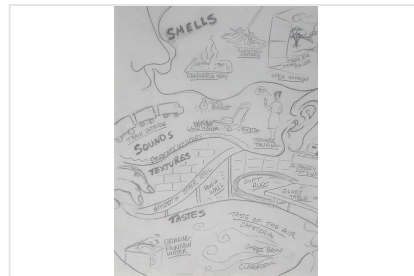
1 Sketch Route

Sketch a chosen everyday route, such as: from home to school, bedroom to car, or classroom to cafeteria.




2 Generate Sensory Ideas

Sketch and brainstorm ideas based on sensory experiences in these everyday routes. Examples: noises, smells, tastes, textures.



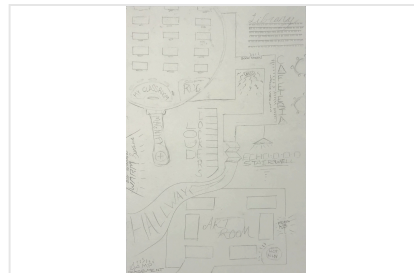
3 Transfer

Lightly draw path on final paper with spatial consideration of the whole paper.



4 Add Details


Add observational and sensory details to the map.



Steps Continued

5 Add Color

Color with colored pencil and marker.



6 Finishing Touches

Add finishing details and labels where necessary to complete the sensory map.



National Standards

CREATING

| | |
|-----------------------------|--|
| VA:Cr1.1.7a | Apply methods to overcome creative blocks. |
| VA:Cr1.2.6a | Formulate an artistic investigation of personally relevant content for creating art. |
| VA:Cr2.3.8a | Select, organize, and design images and words to make visually clear and compelling presentations. |

RESPONDING

| | |
|-----------------------------|---|
| VA:Re8.1.6a | Interpret art by distinguishing between relevant and non-relevant contextual information and analyzing subject matter, characteristics of form and structure, and use of media to identify ideas and mood conveyed. |
|-----------------------------|---|